



Notes

INHERITANCE EXTENDING CLASSES

In the previous lesson you have learnt about constructors and destructors. Now you will learn about inheritance which is one of the key features of object oriented programming. The most important advantage of inheritance is code reusability. Once a base class is written and debugged, it can be used in various situations without having to redefine it or rewrite it. Reusing the existing code saves time, money and efforts of writing the code again. Without redefining the old class, you can add new properties to desired class and redefine an inherited class member function. In this lesson you will learn types of inheritance, visibility modes, abstract class, and virtual base class.



OBJECTIVES

After reading this lesson, you will be able to:

- explain the concept of inheritance;
- describe the five types of inheritance;
- explain all three visibility modes;
- describe the concept of abstract class & virtual class.

19.1 INHERITANCE

Inheritance is a process of deriving a new class from an existing (base) class. The new class is referred to as **derived class**. The existing class is called as **base class**.

Inheritance is one of the important concepts of object-oriented language. There are several reasons why this concept was introduced in object oriented language.



Notes

Some major reasons are:

- (i) The capability to express the inheritance relationship which ensures the closeness with the real world model.
- (ii) Idea of reusability, i.e., the new class can use some of the features of old class (base class).
- (iii) Transitive nature of inheritance, i.e., it can be passed on further.

19.2 TYPES OF INHERITANCE

The mechanism of deriving a new class from an old one is called inheritance (or derivation). There are various types of inheritance.

- (i) Single inheritance: A derived class with only one base class is called as single inheritance.

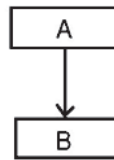


Fig. 19.1: Single Inheritance

- (ii) Multiple inheritance: A derived class with several base classes is called as multiple inheritance.

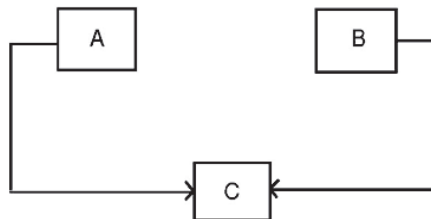


Fig. 19.2: Multiple Inheritance

- (iii) Multilevel inheritance: The mechanism of deriving a class from another derived class is called as multilevel inheritance.

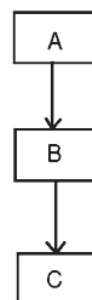


Fig. 19.3: Multilevel Inheritance

(iv) Hierarchical inheritance: One class may be inherited by more than one class. This process is known as hierarchical inheritance.

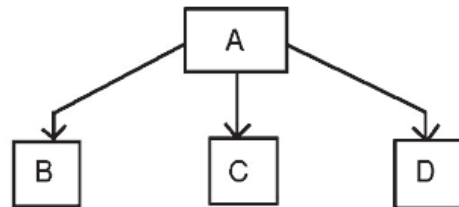


Fig. 19.4: Hierarchical Inheritance

(v) Hybrid inheritance: It is a combination of two or more types of inheritance.

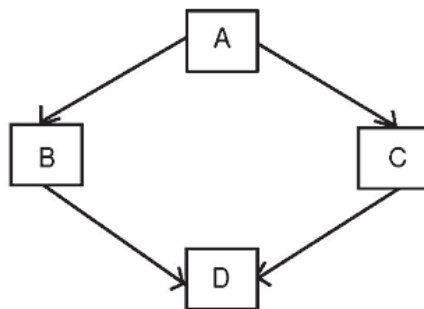


Fig. 19.5: Hybrid Inheritance

19.3 DERIVED CLASS

A derived class is defined by specifying its relationship with the base class using visibility mode.

The general form of defining a derived class is:

```
class derived_class : visibility_mode base_class
```

```
{
```

```
_____
// members of derived class.
```


```
};
```

The colon indicates that the derived_class is derived (inherits some property) from base_class.

The base class(es) name(s) follow(s) the colon (:). The names of all the base classes of a derived class follow : (colon) and are separated by comma. The visibility-mode can be either private or public or protected. If no visibility mode is specified, then by default the visibility mode is considered as private.



Notes



Following are some examples of derived class definitions:

```
class Marksheet : public student // public derivation
{
    // members of derived class
};
class Marksheet : private student // private derivation
    // members of derived class
};
class Marksheet : protected student // protected derivation
{
    // members of protected class
};
```

In the above example, Marksheet is the derived class of student base class. The visibility mode public indicates that student is a public base class. Similarly, the visibility modes private or protected indicate that student is private base class or protected base class respectively.

When we say that members of a class are inheritable, it means that the derived class can access them directly. However, the derived class has access privilege only to the non-private members of the base class. Although the private members of the base class cannot be accessed directly, yet the objects of derived class are able to access them through the non-private inherited members.

19.4 MULTIPLE INHERITANCE

As we know that a subclass inheriting from multiple base classes is known as multiple inheritance. The syntax of defining a derived class is given below:

```
class derived_classname : mode baseclass1, mode baseclass2
{
    // members of derived class
};
```

Multiple inheritance allows you to combine the features of multiple base classes.

Example 1

```
class marks : public semester1, private semester2
{
    // members
};
```

19.5 VISIBILITY MODES

Visibility modes can be public, private or protected. The private data of base class cannot be inherited.

- (i) If inheritance is done in public mode, public members of the base class become the public members of derived class and protected members of base class become the protected members of derived class.
- (ii) If inheritance is done in a private mode, public and protected members of base class become the private members of derived class.
- (iii) If inheritance is done in a protected mode, public and protected members of base class become the protected members of derived class.

Following table shows the visibility of base class members.

Base class Access specifier	Derived class		
	public	private	protected
Public	public	private	protected
Private	not Inherited	not inherited	not inherited
Protected	Protected	Protected	Protected

Table 19.1: Inherited members visibility

The Public Visibility mode

The following example and figure illustrate the public derivation in classes.

```

class student // base class
{
private :
    int x; // base class private members
    void getdata ( );
public:
    int y;
    void putdata ( ); // base class public members
protected:
    int z;
    void check ( ); // base class protected members
};

```



Notes



Notes

```
class marks : public student           // class marks derived class
{
private :
    int a ;
    void readdata ( ) ;
public :
    int b ;
    void writedata ( ) ;
protected :
    int c ;
    void checkvalue ( ) ;
};
```

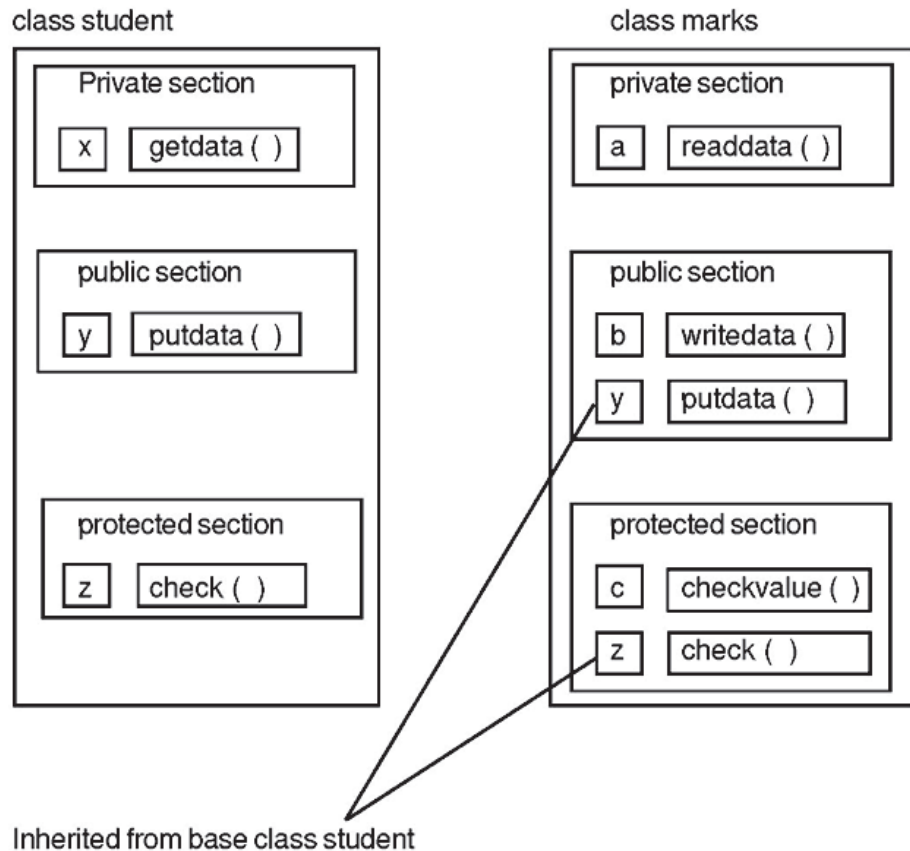


Fig. 19.6: Public derivation of a class

The public derivation does not change the access specifiers for inherited members in the derived class. The private data of base class student cannot be inherited.

The Private Visibility Mode

We are using the same example, but the derivation is done in private mode.

```

Class student
{
// same as in previous example
};
class marks : private student
{
//
};
    
```

The following figure illustrates the private derivation in the classes.

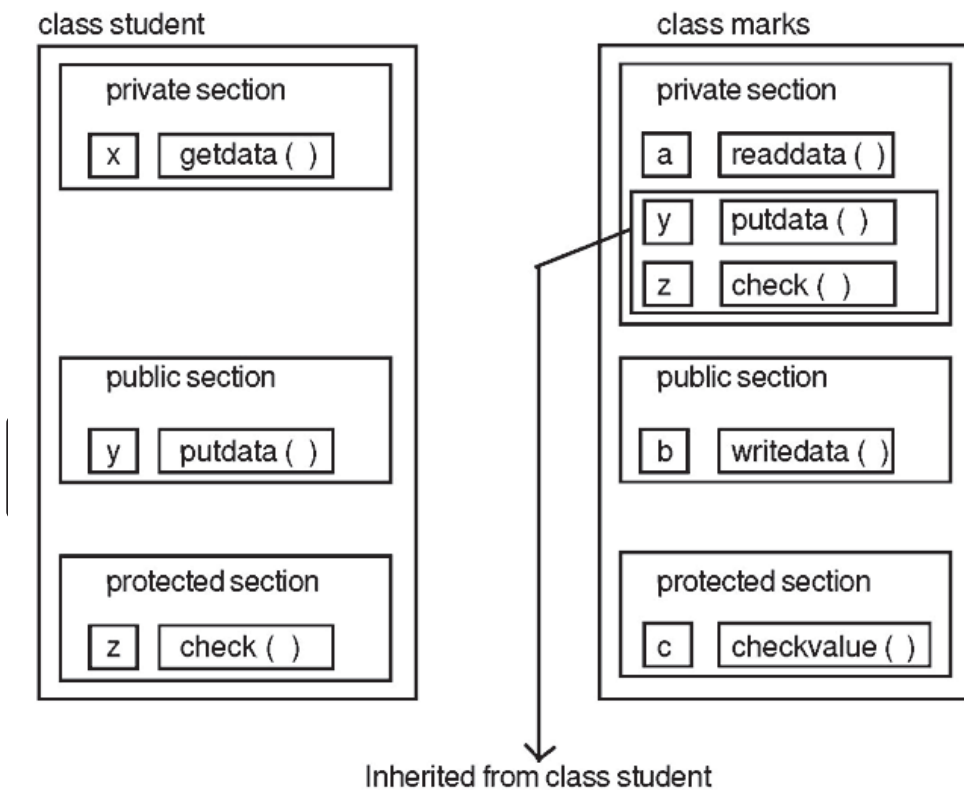


Fig. 19.7: Private derivation of a class



Notes



Notes

As it is clear from the figure that the data present in public and protected section of base class become the private members of derived class. The data in private section of base class cannot be inherited.

The Protected visibility mode

We are using the same example but the derivation is done in protected mode.

```
class student
{
// same as in previous example
};
class marks : protected student {
};
```

A member declared as protected is accessible by the member functions of the class and its derived classes. It cannot be accessed by the member functions other than these classes.

The following figure illustrates the protected derivation in the classes.

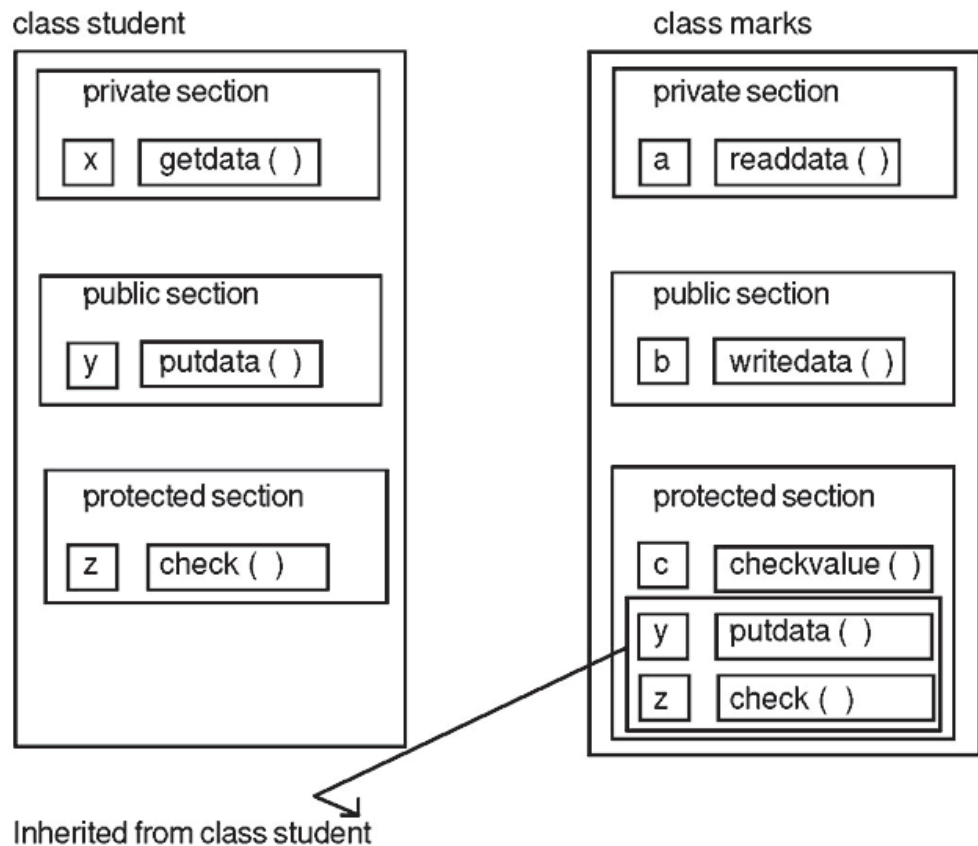


Fig. 19.8: Protected derivation of a class

The data present in private section of base class cannot be inherited. The difference between private and protected section is that data present in protected section can be inherited. Otherwise both the section cannot be accessed by the object of the class.

19.6 ABSTRACT CLASS

An abstract class is one that is not used to create objects. An abstract class is designed only to act as a base class (to be inherited by other classes). It is a design concept in program development and provides a base upon which other classes may be built. In the previous example, the class student is an abstract class since it was not used to create any object.

19.7 VIRTUAL BASE CLASS

Consider a situation where all the three kinds of inheritance, namely, multilevel, multiple and hierarchical instances are involved. Consider the following example illustrated in a figure.

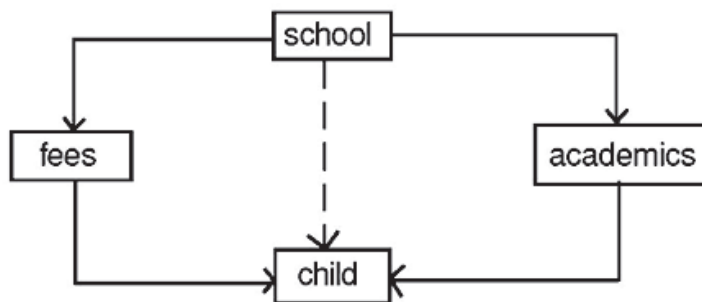



Fig. 19.9: Virtual base class

The child has two direct base classes fees and academics which themselves have a common base class 'school'. The child inherits the traits of 'school' via two separate paths. It can also inherit directly as shown by the broken line. The 'school' is sometimes referred to as indirect base class. All the public and protected members of 'school' are inherited into 'child' twice, first via 'fees' and again via 'academics'. This means, 'child' would have duplicate sets of the members inherited from 'school'. This introduces ambiguity and should be avoided.

The duplication of inherited members due to these multiple paths can be avoided by making the common base class as virtual class by declaring the base class



Notes



Notes

as shown in the following example.

```

class school
{ .....
  .....
};
class fees : virtual public school
{ .....
  .....
};
class academics : virtual public school
{ .....
  .....
};
class child : public fees, public academics
{
// only one copy of school will be inherited.
};

```

Note : you can write either virtual public or public virtual.



INTEXT QUESTIONS 19.1

1. Fill in the blanks:
 - (a) The derived class can be derived from base class in,, modes.
 - (b) By default base class is visible as mode in derived class.
 - (c) When a derived class is derived from more than one base class then the inheritance is called inheritance.
2. State whether the following statements are true or false.
 - (a) Inheritance means child receiving certain traits from parents.
 - (b) The default base class is visible as public mode in derived class.
 - (c) When a derived class is derived from more than one base class then the inheritance is called hierarchical inheritance.
 - (d) Abstract class is a base class.
 - (e) Private data of base class can be inherited.

3. Consider the following class declaration and answer the questions given below:

```
class zoo
{
    char location [20];
    protected:
        int no_of_animals;
public:
    void inputdata (char, int);
    void outputdata ( );
};
class animal : protected zoo
{
    int tail;
    protected:
        int legs;
public:
    void readdata (int, int) ;
    void writedata ( );
};
class carnivorous : private animal
{
    int paw_size;
    public :
        void fetchdata (int);
        void displayed ( ) ;
};
```

- Name the base class and derived class of the class animal.
- Name the data member(s) that can be accessed from function displayed ().
- Name the data member(s) that can be accessed by an object of carnivorous class.
- Is the member function outputdata accessible to the objects of animal class ?

**Notes**

**Notes****WHAT YOU HAVE LEARNT**

- The process of creating a new class i.e., derived class from an existing class is called as inheritance.
- There are five types of inheritance: single inheritance, multiple inheritance, multilevel inheritance, hybrid inheritance, hierarchical inheritance.
- A derived class with only one base class is called as single inheritance.
- A derived class with several base classes is called as multiple inheritance.
- Multilevel inheritance: The mechanism of deriving a class from another derived class is called multilevel inheritance.
- Hierarchical inheritance: One class may be inherited by more than one class. This process is known as hierarchical inheritance.
- Hybrid inheritance: It is a combination of two or more types of inheritance.
- The private data of base class cannot be inherited.
- An abstract class is one that is not used to create objects. An abstract class is designed only to act as a base class.
- Virtual base classes are used for preventing multiple “instances” of a given class appearing in an inheritance.

**TERMINAL EXERCISE**

- 1 What are the needs of inheritance?
- 2 What are the three modes of inheritance? Explain.
- 3 What is a virtual base class? Explain it by taking an example.
- 4 Consider the following class declaration and answer the questions given below:

```
class vehicle
{
    int wheels;
    protected;
    int passenger;
```

```

public:
    void inputdata (int, int);
    void outputdata ( );
};
class heavy_vehicle: protected vehicle
{
    int diesel_petrol;
    protected:
        int load;
public:
    void readdata (int, int) ;
    void writedata ( );
};
class bus : private heavy_vehicle
{
    char make [20];
    public :
        void fetchdata (int);
        void displaydata ( ) ;
};

```

- (i) Name the base class and derived class of the class heavy_vehicle.
- (ii) Name the data member(s) that can be accessed from function displaydata.
- (iii) Name the data member(s) that can be accessed by an object of bus class.
- (iv) Is the member function outputdata accessible to the objects of heavy_vehicle class?



ANSWERS TO INTEXT QUESTIONS

19.1

1. (a) public, private, protected (b) private
(c) multiple



Notes

MODULE – 3

Programming in C++

Inheritance Extending Classes



Notes

2.
 - (a) True
 - (b) False
 - (c) False
 - (d) True
 - (e) False
3.
 - (a) base class - zoo derived class - carnivorous
 - (b) legs, no-of-animals, paw_size
 - (c) None
 - (d) No